



Horizon

Curved-face Signage Solution

ASI-Modulex

800.274.7732

www.asimodullex.com

More Than 40 Years of Leadership, Innovation, and Experience in the Architectural Signage Community

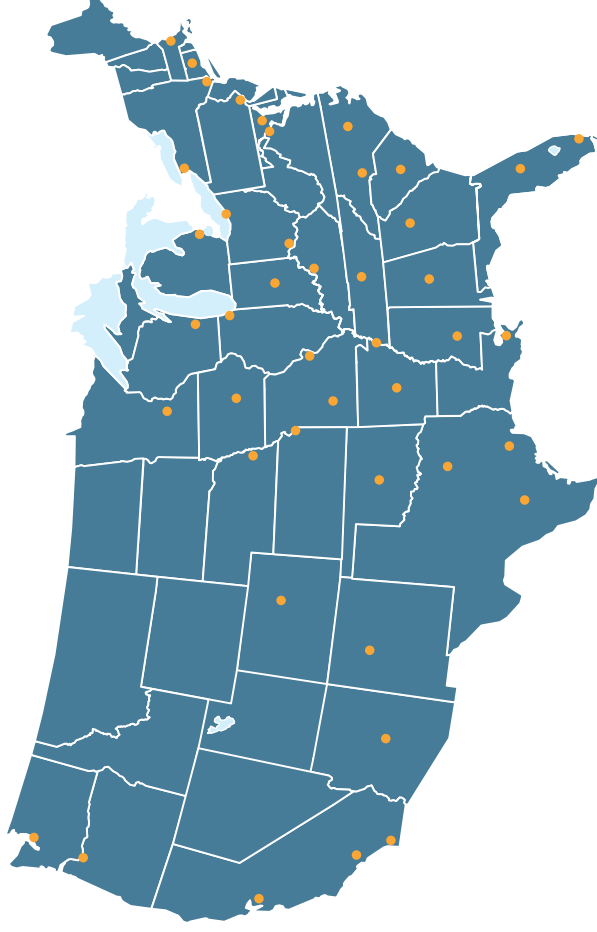
ASI-Modulex is an architectural signage solutions provider specializing in the design, manufacturing and management of wayfinding, brand communication and information management signage solutions. Headquartered in Texas, the company is represented in more than 40 U.S. cities, with global partners in 35 countries. Founded in 1965, the formerly named ASI Sign Systems pioneered the Architectural Signage industry in North America and has since remained a leader in product and service innovation. Since 1993, ASI-Modulex has been affiliated with Modulex A/S. The two companies have formed a close strategic alliance in the execution of international projects, and ASI-Modulex is the exclusive distributor of Modulex products in the U.S.

Our organization is represented by more than 400 employees, and generated more than \$65 million in global sales in 2007. The network

balances internal manufacturing from its major manufacturing centers and external procurement, providing cost effective alternatives for our customers to ensure that each program can be manufactured at a cost level respective of each client's budget and implementation needs.

We offer comprehensive planning services to evaluate the accessibility of your facility with respect to the Americans with Disabilities Act Accessibility Guidelines (ADAAG) and to propose comprehensive wayfinding solutions by assessing your facility's overall-organization.

We manage all phases of signage projects from analysis and planning to design, fabrication, installation and maintenance. We work with clients to ensure programs are implemented with overall budgetary, scheduling and quality objectives.



North American Affiliate Network & Certified Partners

Albuquerque, NM	Denver, CO	Minneapolis, MN	San Antonio, TX
Atlanta, GA	Detroit, MI	Montreal, Canada	San Francisco, CA
Baltimore, MD	Grinnell, IA	Nashville, TN	Scottsdale, AZ
Boston, MA	Hartford, CT	New Orleans, LA	Seattle, WA
Buffalo, NY	Houston, TX	New York, NY	Springfield, MO
Charlotte, NC	Indianapolis, IN	Oklahoma City, OK	St. Louis, MO
Chicago, IL	Kansas City, MO	Omaha, NE	Toronto, Canada
Cincinnati, OH	Los Angeles, CA	Orlando, FL	Washington D.C.
Cleveland, OH	Louisville, KY	Philadelphia, PA	
Columbia, SC	Miami, FL	Portland, OR	
Dallas, TX	Milwaukee, WI	Raleigh, NC	

Smart and Stylish Curved-face System

Horizon is a curved-face signage solution comprised of aluminum extrusions and a decorative accent piece that provide a flexible system with a distinguished look. The system features 21 pre-defined sizes for standard signage, from directory signs to name plates. Horizon includes ADA-Ready™ panels and graphic panels, and is available with a variety of finish applications ranging from standard anodized colors to powder-coated woodgrain options. Additionally, Horizon is made from materials which can be easily recycled at the end of the life of the sign.

- Curved-face interior sign system with changeable inserts
- Aluminum extruded frame construction with removable end caps and insert panels
- Pre-defined sign types and sizes makes creating an interior solution easy
- Select from five standard anodized accent colors or 140 standard paint colors
- Powder coated simulated woodgrain finishes available



The exibility and longevity of Horizon promotes sustainability by allowing updates to the message panels, as necessary, without replacing entire signs. Horizon is also recyclable at the end-of-life.



Desktop and Cubical Mounted Nameplate

- Overall size: 2.25" (h) x 6" (w)
 - Desktop stand reclines at a 20° angle
 - Aluminum cubical hangers available as a "C" clip, or pin mount
 - Paper insert protected by matte acrylic cover
 - Optional aluminum insert available — can be silk-screened or digitally printed into anodized aluminum
- Wall-Mounted ADA-Ready™ Room ID**
- Size options (width includes accent): 4" (h) x 10" (w); 6" (h) x 10" (w); 6.25" (h) x 7" (w); 6.5" (h) x 10.75" (w)
 - Aluminum backed photopolymer with raised characters and Braille

Wall-Mounted ADA-Ready™ Suite ID

- Available with ADA-Ready™ panel insert and changeable paper insert
- ADA suite ID overall size is 10.75" (w) x 6.5" (h)
- ADA panel size is 8.75" (w) x 2" (h), paper insert 8.75" (w) x 4" (h)

Wall-Mounted Restroom ID

- Size options (width includes accent): 8.75" (h) x 9" (w)
- Aluminum backed photopolymer with raised characters and Braille
- Letter Paper Insert and Evacuation Route Sign
- Letter size sign option holds standard US letter size sheet; the overall size of the sign is 10.75" (w) x 11.75" (h), including the accent piece
- Evacuation route sign option holds an 11.75" (h) x 13.25" (w) sheet; the overall size of the sign is 11.75" (w) x 11.25" (h), including the accent piece
- Paper insert protected by matte acrylic cover

Wall-Mounted Directional, Multiple Panels

- Frame width options: 15.75" (w) and 19.5" (h)
- Overall height is determined by the number and sizes of graphic inserts
- Modular graphic inserts available in heights of 60mm, 84mm, and 100mm
- Silk-screened texting or vinyl graphics text on graphic insert panels
- Digitally printed into anodized aluminum

Wall-Mounted Directory/Map Insert

- Available in two sizes: 19.5" (w) x 19.5" (h) or 23.5" (w) x 24.5" (h)
- Changeable digital graphic insert protected by matte acrylic cover
- Double-sided Projecting Sign
- Available size options: 11.75" (w) x 11.5" (h) and 11.75" (w) x 15.5" (h)
- Aluminum wall plate mounts to the wall with two mechanical fasteners
- Graphic panels can be painted acrylic cover with vinyl graphic, acrylic cover with digital graphic, or silkscreen on aluminum insert
- Changeable paper insert protected by matte acrylic cover

Double-sided Suspended Sign

- Available in the following size options: 23.5" (w) x 7.75" (h) or 23.5" (w) x 11.75" (h) 35.5" (w) x 11.75" (h) or 47" (w) x 11.75" (h)
- Graphic panels can be painted acrylic cover with vinyl graphic, acrylic cover with digital graphic, or silkscreen on aluminum insert
- Paper insert protected by matte acrylic cover

Monolith

- 27.5" (w) x 78.75" (h) free-standing sign with full-face digital graphic
- 19.5" (w) x 78.75" (h) free-standing multi-panel sign
- Inserts for multi-panel option measure 50mm or 100mm high and can be silkscreened or digitally printed into anodized aluminum

Standard Features

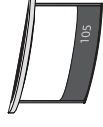
- Interior curved-face modular system based on an extruded anodized aluminum housing
- Changeable insert areas can hold ADA-Ready™ panels, graphic panels, paper inserts or digital graphic inserts
- ADA-Ready™ and graphic panels finished with quality satin to meet ADA requirements
- Silk-screened texting or vinyl texting on graphic panels
- Standard molded black or gray end caps or aluminum end caps
- Decorative accent bar applied to all wall-mounted signs

Finish Options

- Available in standard ASI-Modulex paint colors and custom paint colors
- Accent bar available in five anodized colors: clear, black, gold, red, and blue
- Accent bar available in custom powder-coated finishes to simulate woodgrain appearance: Light Oak, Wide Grain, Dark Nut, and Mahogany



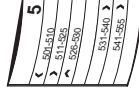
Desktop Sign



Wall Sign with Paper Insert



Wall Sign, Single Panel



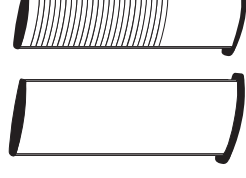
Wall Sign, Multiple Panels



Suspended Sign



Projecting Sign



Interior Monoliths

Please Note: U.S. standard measurement shown are nominal because Horizon is based on metric sizes.